





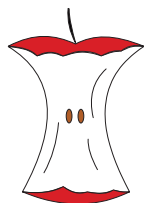
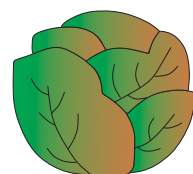

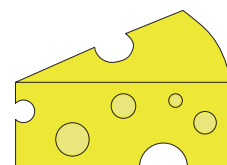

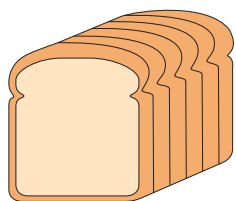


Murray River Council Introduction to FOGO 2022



Introduction to
FOGO
Food Organics Garden Organics



murray river
council



Welcome to FOGO!

From the 1st July 2022, residents in the townships of Barham, Mathoura, Moama, Moulamein, Murray Downs, Tooleybuc and Wakool will have access to a Food Organics Garden Organics (FOGO) service. From this date, you are encouraged to place all food waste, in addition to garden waste, into your existing or new green lid wheelie bin.

A free kitchen caddy has been provided to assist your household to easily and conveniently divert your food waste from landfill. Your green lid FOGO bin will be collected fortnightly, on the alternate week to your yellow lid recycling bin. The collection boundary for the FOGO service will be approximately to the 100km/h sign on the outer border of each township mentioned above.

Collection frequency



The garbage bin with the red lid is collected weekly.



The recycling bin with the yellow lid is collected fortnightly.



The food organics garden organics (FOGO) bin with the green lid is collected fortnightly on the opposite week to your recycling bin.





Bin Collection Day and 2022 Calendar

TOWNSHIPS	BIN DAY	RECYCLING WEEK COLOUR
Bunnaloo Moulamein Burraboi Thyra Dhuragoon Wakool	Monday	ORANGE
Mathoura	Monday	ORANGE
Barham	Tuesday	See page 5
Goodnight Tooleybuc Koraleigh Tullakool Murray Downs Womboota Noorong	Wednesday	ORANGE
Moama	Wednesday Thursday Friday	See page 4



FOGO collection is on the alternate fortnight to your recycling collection



2022

JULY

S	M	T	W	T	F	S
					1	2
3	4	5	6	7	8	9
10	11	12	13	14	15	16
17	18	19	20	21	22	23
24	25	26	27	28	29	30
31						

AUGUST

S	M	T	W	T	F	S
	1	2	3	4	5	6
7	8	9	10	11	12	13
14	15	16	17	18	19	20
21	22	23	24	25	26	27
28	29	30	31			

SEPTEMBER

S	M	T	W	T	F	S
				1	2	3
4	5	6	7	8	9	10
11	12	13	14	15	16	17
18	19	20	21	22	23	24
25	26	27	28	29	30	

OCTOBER

S	M	T	W	T	F	S
						1
2	3	4	5	6	7	8
9	10	11	12	13	14	15
16	17	18	19	20	21	22
23	24	25	26	27	28	29
30	31					

NOVEMBER

S	M	T	W	T	F	S
		1	2	3	4	5
6	7	8	9	10	11	12
13	14	15	16	17	18	19
20	21	22	23	24	25	26
27	28	29	30			

DECEMBER

S	M	T	W	T	F	S
				1	2	3
4	5	6	7	8	9	10
11	12	13	14	15	16	17
18	19	20	21	22	23	24
25	26	27	28	29	30	31



= Week 1 Recycling

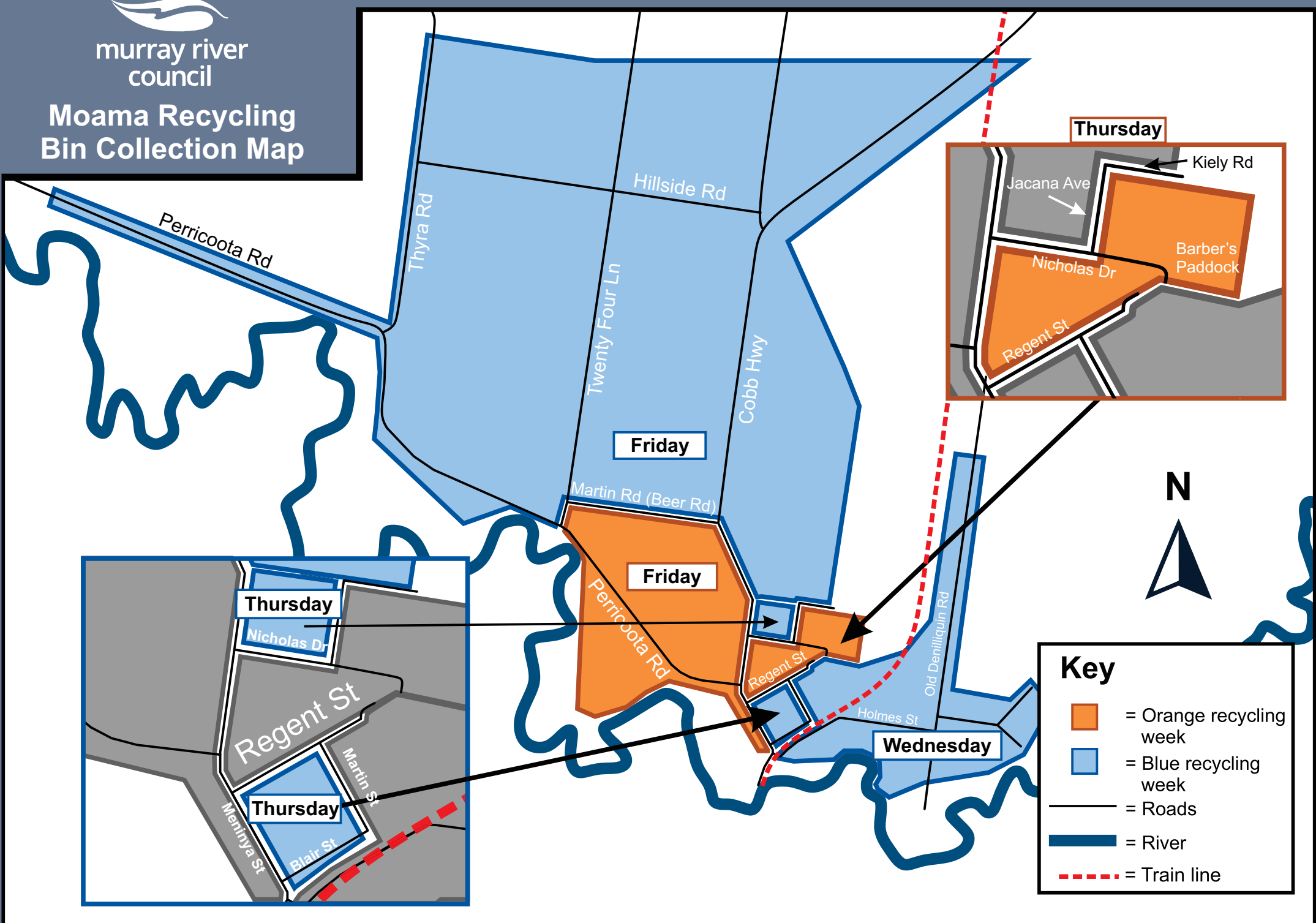


= Week 2 Recycling



murray river council

Moama Recycling Bin Collection Map

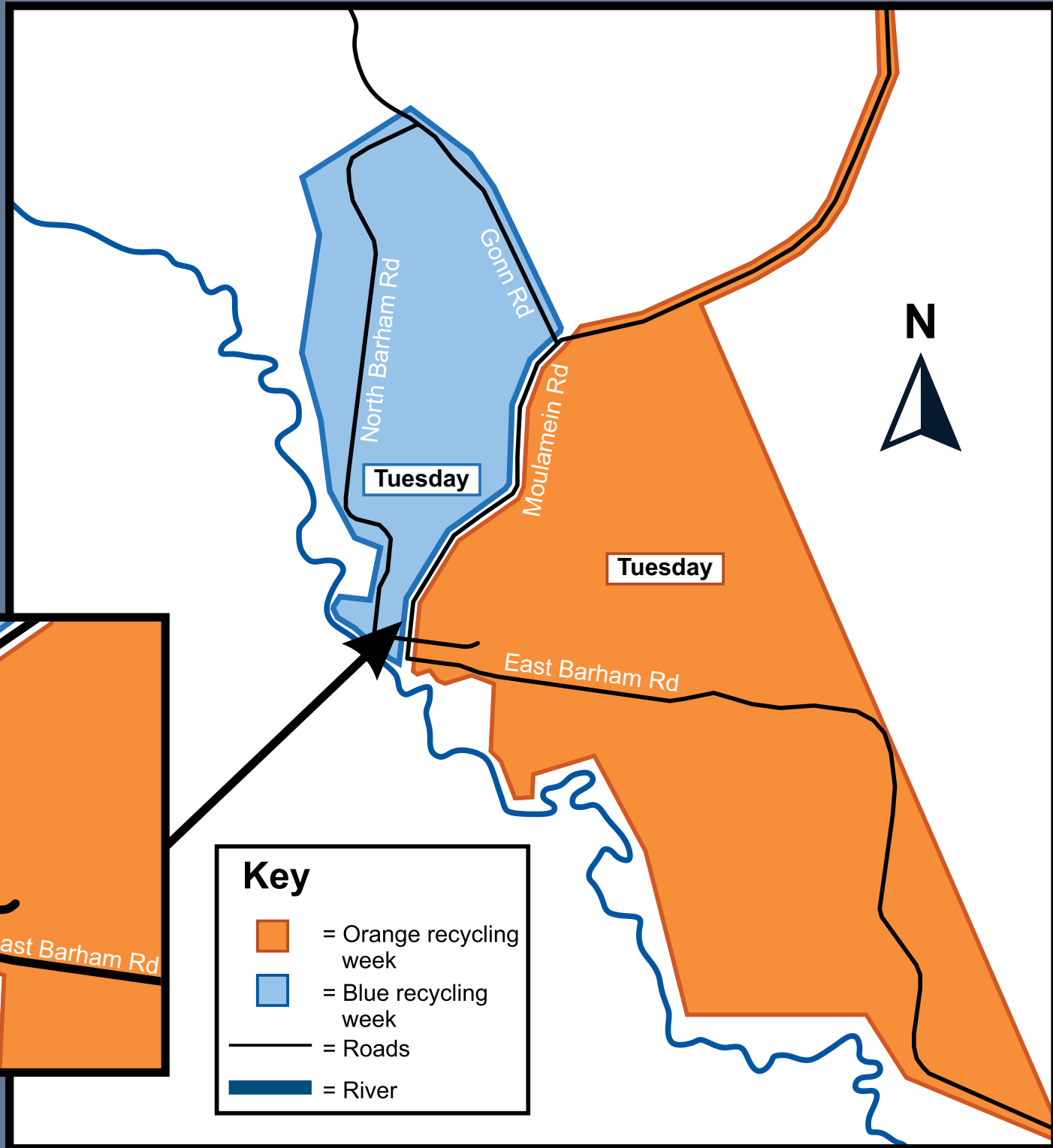
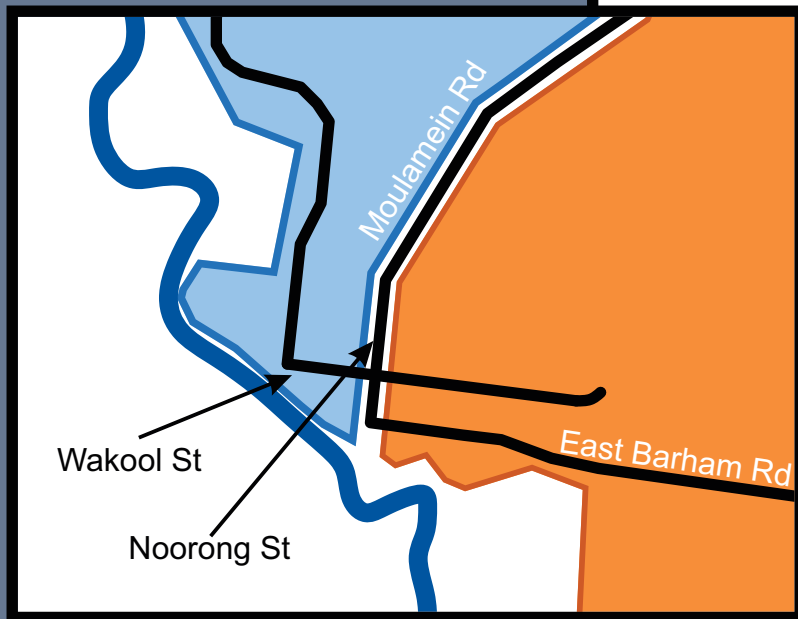




murray river
council


Barham Recycling Bin Collection Map

Note: Properties along Moulamein Rd
between Gonn Rd and Booth Rd are on
the orange recycling week



What can and can't go in my FOGO bin?


YES



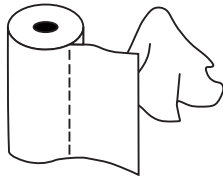
✓ Grass clippings




✓ Leaves and weeds



✓ Twigs and branches (up to 30cm diameter)




✓ Tissue, serviette and paper towel




✓ Paper-based kitty litter



✓ Animal droppings



✓ Prunings



✓ Flowers



✓ Food scraps (all types, including meat and bones)



✓ Tea bags and coffee grounds

NO




✗ Bagged garden vegetation



✗ Bagged food waste



✗ Plastic bags and garbage



✗ Potting mix/soil bags



✗ Waxed or shiny paper



✗ Plastic pots or equipment



✗ Stumps and Logs (greater than 30cm in diameter)



✗ Processed timber (painted, treated, oiled etc.)



✗ Soil/dirt



✗ Coffee pods



Easy Steps to FOGO

1 Line your kitchen caddy with paper towel, newspaper or a paper bag, or leave 'nude'



2 Keep your kitchen caddy somewhere handy like on the kitchen bench, under the sink or in the fridge (if you have space)

3 Place all food scraps from meal preparation, plate scrapings and expired foods into your caddy (make sure they're unwrapped first!)



4 When the caddy is full, simply place the contents straight into your green lid FOGO bin, along with your garden waste



5 Put your green lid bin out for collection fortnightly, with the lid fully closed and the bin not heavier than 70kg

Bin Use Tips

- After placing grass clippings in the bin, place a stick or broom handle across the top of the bin to allow the lid to stay partly open. This will let moisture evaporate and decrease the weight of your bin.
- Use newspaper, paper towel, or a paper bag to line the caddy and capture food scraps.
- Layer food waste between garden waste in the FOGO bin.
- Wedge a square of cardboard in the bottom of the bin to keep it clean.
- Make sure the lid of your kitchen caddy stays closed.
- Empty your kitchen caddy as frequently as you need to.
- Regularly wash your kitchen caddy with warm soapy water or place it in the dishwasher.
- If possible, place your FOGO bin in the shade.
- Freeze meat and fish scraps until FOGO bin collection day.



Value and End Use of FOGO

What difference does FOGO make?

Food and garden waste accounts for almost half of the waste materials in an average household general waste bin. This material takes up limited landfill space and creates harmful greenhouse gases when it breaks down. By using your green lid bin for food and garden waste instead of your red lid garbage bin, your waste will be turned into a valuable resource, benefiting local farmers and growers.

Once collected, the contents of the FOGO bins is taken to the Biomix facility in Stanhope, Victoria, where it is processed. The organic material is sorted to remove contamination and shredded. The next step is aerobic digestion for 10 days, where the material reaches 55-60°C and kills off weeds, seeds, insects, bacteria and viruses.

It is then placed in 'windrows' for 10-16 weeks, and by this time, the food and garden waste will have decomposed completely. The organic compost is now ready for use by farmers, growers and backyard gardens!



Once implemented, the FOGO service can divert organic material from Council's landfills and reduce carbon emissions!

For more information about FOGO, please visit:
www.yoursay.murrayriver.nsw.gov.au/fogo

For further information contact:

1300 087 004
admin@murrayriver.nsw.gov.au
www.murrayriver.nsw.gov.au

